

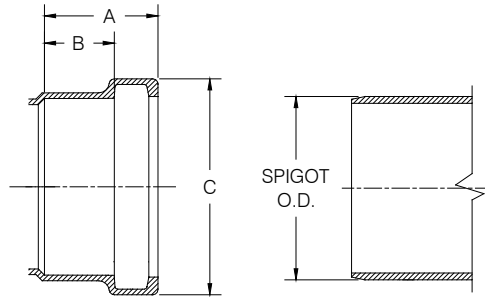
HARCO SDR-26 PVC GASKETED SEWER FITTINGS

DESIGN DATA

Applicable Standards:

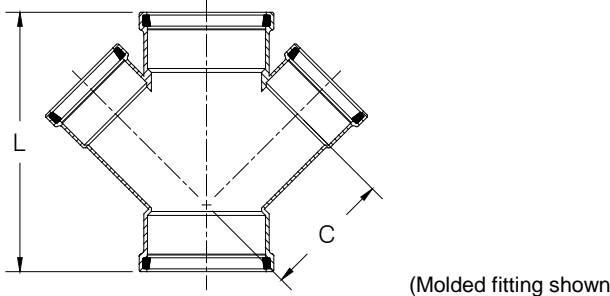
Fittings:	ASTM D-3034, F-1336
Materials:	ASTM D-1784
Joints:	ASTM D-3212
Gaskets:	ASTM F-477
Wall Thickness:	SDR-26
Installation:	ASTM D-2321

BELL SPECIFICATION



SIZE	STYLE	A	B	C	Spigot O.D.
4	M	2.72	1.8	5.18	4.215
6	M	3.47	2.5	7.37	6.275
8	M	4.02	3.0	9.62	8.40
10	Fab / M	7.5	4.8	12.0 / 12.2	10.50
12	Fab / M	7.5	4.8	14.2 / 14.4	12.50
15	Fab	7.5	4.8	17.1	15.3

DOUBLE WYE GxGxG



SIZE	PART #	STYLE	C	L	WT (approx.)
4 x 4	26-040404	Fab	5.2	11.8	3.0
6 x 4	26-040604	M	7.1	16.0	5.6
6 x 6	26-040606	M	7.8	17.0	9.3
8 x 4	26-040804	Fab	8.0	15.0	9.0
8 x 6	26-040806	Fab	9.2	18.5	12.0

Notes:

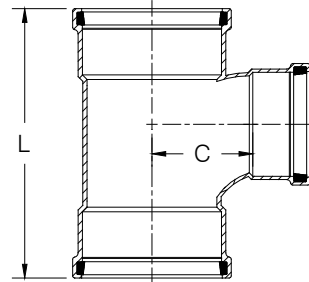
- All lay lengths & weights are approximate and are subject to change without notice
- Fabricated fitting configurations may vary

Style Legend:

- M - One Piece Molded
- A - Assembled from Molded Components
- Fab - Fabricated

CAUTION: Vertical risers are not recommended. Vertical risers are subject to problems without special consideration of soil/pipe interaction, dead & live loads, and installation procedures.

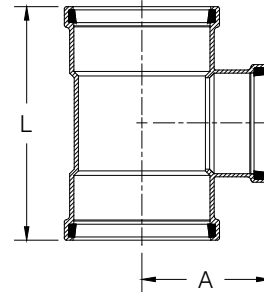
TEE-WYE GxGxG



(Molded fitting shown)

SIZE	PART #	STYLE	C	L	WT (approx.)
4 x 4	26-050404	A	4.0	21.1	2.4
6 x 4	26-050604	A	5.2	21.6	2.6
6 x 6	26-050606	A	5.2	23.7	6.0
8 x 4	26-050804	M	5.5	16.6	9.9
8 x 6	26-050806	M	6.1	16.6	10.7
8 x 8	26-050808	Fab	15.0	23.6	17.0
10 x 4	26-051004	A	13.8	26.0	20.0
10 x 6	26-051006	M	7.0	17.9	17.0
12 x 4	26-051204	A	14.7	27.0	28.0
12 x 6	26-051206	M	8.0	19.0	24.0
15 x 4	26-051504	Fab	16.1	29.0	40.0
15 x 6	26-051506	Fab	16.5	32.0	42.0

TEE GxGxG



(Molded fitting shown)

SIZE	PART #	STYLE	A	L	WT (approx.)
4 x 4	26-120404	Fab	7.0	13.3	3.0
6 x 4	26-120604	Fab	8.0	14.0	5.0
6 x 6	26-120606	Fab	9.5	18.3	7.0
8 x 4	26-120804	M	10.5	19.3	10.0
8 x 6	26-120806	M	10.5	22.3	10.0
8 x 8	26-120808	Fab	12.7	25.5	14.0
10 x 4	26-121004	Fab	12.7	23.5	18.0
10 x 6	26-121006	Fab	13.2	25.5	20.0
10 x 8	26-121008	Fab	13.7	27.5	23.0
10 x 10	26-121010	Fab	15.2	29.5	29.0
12 x 4	26-121204	Fab	13.6	24.5	27.0
12 x 6	26-121206	Fab	14.1	26.5	28.0
12 x 8	26-121208	Fab	14.6	28.5	32.0
12 x 10	26-121210	Fab	16.1	30.5	38.0
12 x 12	26-121212	Fab	16.6	32.5	43.0
15 x 4	26-121504	Fab	15.0	26.5	38.0
15 x 6	26-121506	Fab	15.8	28.5	37.0
15 x 8	26-121508	Fab	16.0	30.5	46.0
15 x 10	26-121510	Fab	17.5	32.5	51.0
15 x 12	26-121512	Fab	18.0	34.5	57.0
15 x 15	26-121515	Fab	19.0	37.5	77.0

Call For Other Sizes, Configurations & Gasket Materials

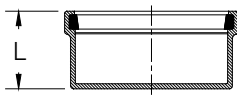


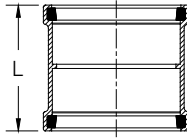
THE HARRINGTON CORPORATION

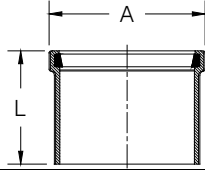
P.O. BOX 10335 • LYNCHBURG VIRGINIA 24506 • 3721 COHEN PLACE • LYNCHBURG VIRGINIA 24501
 PHONE: (434) 845-7094 • FAX: (434) 845-8562 • E-MAIL: sales@harcofittings.com • WEB: www.harcofittings.com

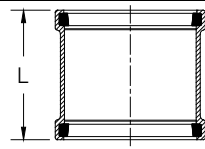
HARCO SDR-26 PVC GASKETED SEWER FITTINGS

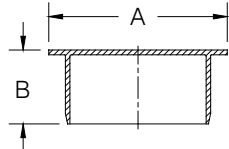
DESIGN DATA

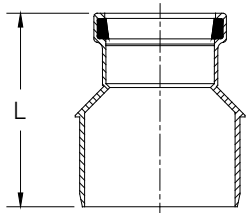
CAP					
 (Molded fitting shown)					
SIZE	PART #	STYLE	L	WT (approx.)	
4	26-4904	M	2.7	1.2	
6	26-4906	M	3.5	2.5	
8	26-4908	Fab	4.0	6.0	
10	26-4910	Fab	10.5	11.0	
12	26-4912	Fab	12.0	18.0	
15	26-4915	Fab	14.0	27.0	

COUPLING (w/ Stop)					
 (Molded fitting shown)					
SIZE	PART #	STYLE	L	WT (approx.)	
4	26-0804	M	8.5	1.1	
6	26-0806	M	7.1	3.0	
8	26-0808	M	8.3	4.4	
10	26-0810	Fab	17.0	13.0	
12	26-0812	Fab	17.5	20.0	
15	26-0815	Fab	19.5	33.0	

MANHOLE ADAPTERS (SINGLE BELL)					
					
SIZE	PART #	STYLE	A	L	WT (approx.)
4	26-5804	Fab	5.2	4.3	0.7
6	26-5806	Fab	7.4	6.0	1.6
8	26-5808	Fab	9.6	7.0	3.4
10	26-5810	Fab	12.3	6.3	6.2
12	26-5812	Fab	14.5	6.8	9.2
15	26-5815	Fab	17.5	7.3	15.9

REPAIR COUPLING (No Stop) (Sleeve)					
 (Molded fitting shown)					
SIZE	PART #	STYLE	L	WT (approx.)	
4	26-0904	M	8.5	1.1	
6	26-0906	M	6.7	2.0	
8	26-0908	M	8.3	5.3	
10	26-0910	Fab	12.5	9.0	
12	26-0912	Fab	13.5	14.0	
15	26-0915	Fab	14.5	22.0	

PERMANENT PLUG					
 (Molded fitting shown)					
SIZE	PART #	STYLE	A	B	WT (approx.)
4	26-4404	M	4.5	2.8	0.2
6	26-4406	M	6.7	3.7	2.5
8	26-4408	M	8.9	4.3	2.3
10	26-4410	Fab	11.1	6.0	9.0
12	26-4412	Fab	13.2	7.0	15.0
15	26-4415	Fab	16.2	9.0	25.0

INCREASER GxS					
 (Molded fitting shown)					
SIZE	PART #	STYLE	L	WT (approx.)	
4 x 6	26-160406	M	11.8	3.0	
4 x 8	26-160408	Fab	12.0	2.7	
4 x 10	26-160410	Fab	18.5	11.0	
4 x 12	26-160412	Fab	18.5	16.0	
4 x 15	26-160415	Fab	19.3	26.0	
6 x 8	26-160608	Fab	13.0	2.6	
6 x 10	26-160610	Fab	19.0	12.0	
6 x 12	26-160612	Fab	19.0	16.0	
6 x 15	26-160615	Fab	19.8	26.0	
8 x 10	26-160810	Fab	20.5	12.0	
8 x 12	26-160812	Fab	19.5	18.0	
8 x 15	26-160815	Fab	20.3	28.0	
10 x 12	26-161012	Fab	22.0	18.0	
10 x 15	26-161015	Fab	21.8	29.0	
12 x 15	26-161215	Fab	24.5	31.0	

Notes:

- All lay lengths & weights are approximate and are subject to change without notice
- Fabricated fitting configurations may vary

Style Legend:

M - One Piece Molded
Fab - Fabricated

CAUTION: Vertical risers are not recommended
Vertical risers are subject to problems without special consideration of soil/pipe interaction, dead & live loads, and installation procedures.

Call For Other Sizes, Configurations & Gasket Materials



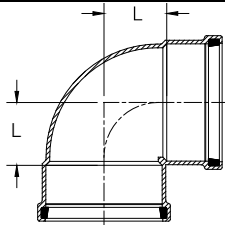
THE HARRINGTON CORPORATION

P.O. BOX 10335 • LYNCHBURG VIRGINIA 24506 • 3721 COHEN PLACE • LYNCHBURG VIRGINIA 24501
PHONE: (434) 845-7094 • FAX: (434) 845-8562 • E-MAIL: sales@harcofittings.com • WEB: www.harcofittings.com

HARCO SDR-26 PVC GASKETED SEWER FITTINGS

DESIGN DATA

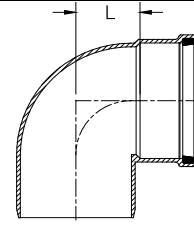
90° BEND GxG



(Molded fitting shown)

SIZE	PART #	STYLE	L	WT (approx.)
4	26-1804	Fab	6.5	3.5
6	26-1806	M	3.7	4.2
8	26-1808	M	8.0	12.0
10	26-1810	Fab	9.0	21.0
12	26-1812	Fab	11.5	40.0
15	26-1815	Fab	12.5	73.0

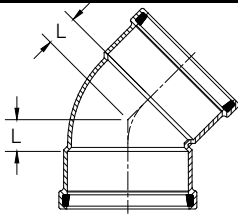
90° BEND GxS



(Molded fitting shown)

SIZE	PART #	STYLE	L	WT (approx.)
4	26-1904	Fab	6.5	3.0
6	26-1906	M	3.7	3.6
8	26-1908	M	8.0	12.0
10	26-1910	Fab	9.0	19.0
12	26-1912	Fab	11.5	38.0
15	26-1915	Fab	12.5	66.0

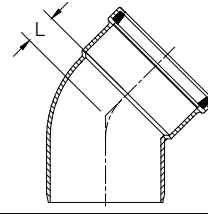
45° BEND GxG



(Molded fitting shown)

SIZE	PART #	STYLE	L	WT (approx.)
4	26-2204	M	1.2	1.5
6	26-2206	M	1.6	2.8
8	26-2208	M	3.0	8.0
10	26-2210	Fab	3.3	16.0
12	26-2212	Fab	5.5	30.0
15	26-2215	Fab	5.5	48.0

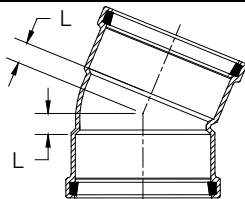
45° BEND GxS



(Molded fitting shown)

SIZE	PART #	STYLE	L	WT (approx.)
4	26-2304	M	1.2	1.1
6	26-2306	M	1.6	2.9
8	26-2308	M	3.0	8.0
10	26-2310	Fab	3.3	15.0
12	26-2312	Fab	5.5	28.0
15	26-2315	Fab	5.5	48.0

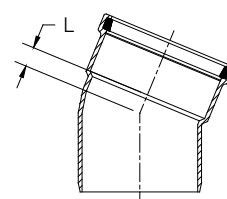
22.5° BEND GxG



(Molded fitting shown)

SIZE	PART #	STYLE	L	WT (approx.)
4	26-2404	M	0.8	1.3
6	26-2406	M	1.2	3.2
8	26-2408	Fab	1.0	8.0
10	26-2410	Fab	2.0	16.0
12	26-2412	Fab	2.5	25.0
15	26-2415	Fab	4.8	51.0

22.5° BEND GxS



(Molded fitting shown)

SIZE	PART #	STYLE	L	WT (approx.)
4	26-2504	M	0.8	1.0
6	26-2506	M	1.2	2.7
8	26-2508	Fab	1.0	8.0
10	26-2510	Fab	2.0	15.0
12	26-2512	Fab	2.5	30.0
15	26-2515	Fab	4.8	33.0

Notes:

- All lay lengths & weights are approximate and are subject to change without notice
- Fabricated fitting configurations may vary

Style Legend:

M - One Piece Molded
Fab - Fabricated

Call For Other Sizes, Configurations & Gasket Materials

CAUTION: Vertical risers are not recommended
Vertical risers are subject to problems without special consideration of soil/pipe interaction, dead & live loads, and installation procedures.

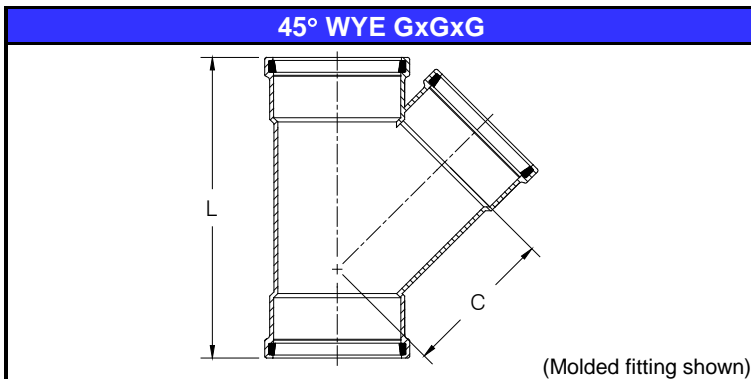


THE HARRINGTON CORPORATION

P.O. BOX 10335 • LYNCHBURG VIRGINIA 24506 • 3721 COHEN PLACE • LYNCHBURG VIRGINIA 24501
PHONE: (434) 845-7094 • FAX: (434) 845-8562 • E-MAIL: sales@harcofittings.com • WEB: www.harcofittings.com

HARCO SDR-26 PVC GASKETED SEWER FITTINGS

DESIGN DATA



SIZE	PART #	STYLE	C	L	WT (approx.)
4 x 4	26-010404	M	5.1	11.8	2.5
6 x 4	26-010604	M	7.1	16.0	4.9
6 x 6	26-010606	M	7.6	16.0	7.0
8 x 4	26-010804	M	8.0	15.0	10.3
8 x 6	26-010806	M	9.3	18.5	11.4
8 x 8	26-010808	Fab	18.9	29.5	18.0
10 x 4	26-011004	A	17.0	26.0	19.0
10 x 6	26-011006	M	11.2	19.4	19.0
10 x 8	26-011008	Fab	20.3	31.5	26.0
10 x 10	26-011010	Fab	22.5	35.5	33.0
12 x 4	26-011204	A	18.3	27.0	27.0
12 x 6	26-011206	M	12.7	20.7	27.0
12 x 8	26-011208	Fab	21.6	32.5	30.0
12 x 10	26-011210	Fab	22.8	36.5	45.0
12 x 12	26-011212	Fab	25.6	39.5	58.0
15 x 4	26-011504	Fab	20.2	29.0	42.0
15 x 6	26-011506	Fab	21.5	32.0	45.0
15 x 8	26-011508	Fab	23.5	34.5	53.0
15 x 10	26-011510	Fab	25.7	38.5	64.0
15 x 12	26-011512	Fab	27.5	41.5	76.0
15 x 15	26-011515	Fab	30.2	46.0	88.0

Call For Other Sizes, Configurations & Gasket Materials

Notes:

- All lay lengths & weights are approximate and are subject to change without notice
- Fabricated fitting configurations may vary

Style Legend:

M - One Piece Molded
 A - Assembled from Molded Components
 Fab - Fabricated

CAUTION: Vertical risers are not recommended

Vertical risers are subject to problems without special consideration of soil/pipe interaction, dead & live loads, and installation procedures.



THE HARRINGTON CORPORATION

P.O. BOX 10335 • LYNCHBURG VIRGINIA 24506 • 3721 COHEN PLACE • LYNCHBURG VIRGINIA 24501
 PHONE: (434) 845-7094 • FAX: (434) 845-8562 • E-MAIL: sales@harcofittings.com • WEB: www.harcofittings.com