

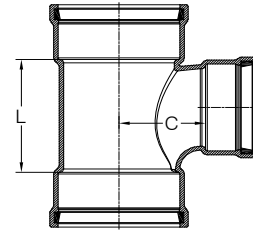
HARCO DUCTILE IRON SEWER FITTINGS

DESIGN DATA

Applicable Standards:

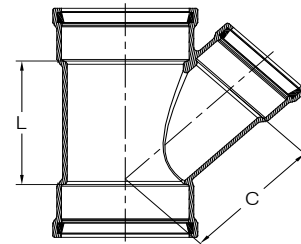
Ductile Iron:	ASTM A536, 65-45-12, 80-55-06	
Gaskets:	SBR Rubber:	ASTM F477 Standard
	Nitrile Rubber:	ASTM F477
	EPDM Rubber:	ASTM F477
Joints:	Sewer, IPS, DIOD	ASTM D3212
Joints:	Sewer, IPS, DIOD	ASTM D3139
	DIOD	AWWA C153
		Pressure Rating: 200psi
		Pressure Class: 350psi
Wall Thickness:	AWWA C153	Pressure Class: 350psi
Bells Depths:	ASTM F1336	
Coatings:	Bituminous	AWWA C153 Standard
	Cement Lining	AWWA C153
	Coal Tar Epoxy	AWWA C210
	Fusion Bond Epoxy	AWWA C116
	Protecto 401	
Installation:	ASTM D2321	

TEE WYE SEWER x SEWER (G x G x G)



SIZE	PART #	C	L	WT (approx)
6 x 4	280522-0604	4.6	6.2	28.0
8 x 4	280522-0804	5.7	6.2	41.0
8 x 6	280522-0806	6.1	8.5	48.3

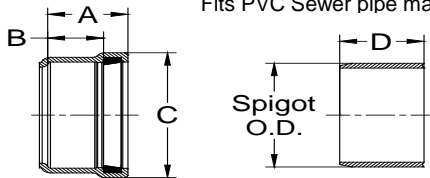
WYE SEWER x SEWER (G x G x G)



SIZE	PART #	C	L	WT (approx)
4 x 4	280122-0404	5.5	6.8	20.5
6 x 4	280122-0604	7.1	6.7	29.7
6 x 6	280122-0606	8.1	9.7	39.1
8 x 4	280122-0804	8.4	7.0	42.4
8 x 6	280122-0806	9.9	9.6	53.4

BELL & SPIGOT SEWER SPECIFICATION

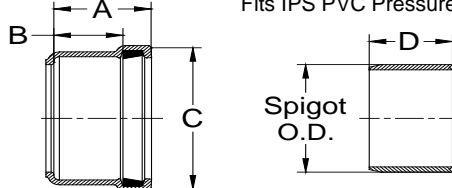
Fits PVC Sewer pipe made to ASTM D3034



SIZE	A	B	C	D	Spigot O.D.
4	3.0	1.9	5.5	3.0	4.2
6	3.6	2.5	7.6	3.8	6.3
8	4.1	3.0	9.7		8.4

BELL & SPIGOT IPS SPECIFICATION

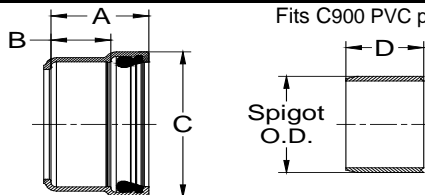
Fits IPS PVC Pressure & DWV pipe made to ASTM D3034



SIZE	A	B	C	D	Spigot O.D.
4	3.9	2.8	5.8	5.1	4.5
6	4.4	3.1	8.1		6.6
8	5.0	3.5	10.3		8.6

BELL & SPIGOT DIOD SPECIFICATION

Fits C900 PVC pipe & Ductile Iron pipe



Gasket is Tyton

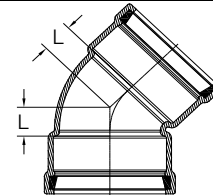
SIZE	A	B	C	D	Spigot O.D.
4	3.9	2.1	6.3	5.0	4.8
6	4.8	3.1	8.5	5.9	6.9
8	5.6	3.4	10.7		9.0

Notes:

- All lay lengths & weights are approximate and are subject to change without notice

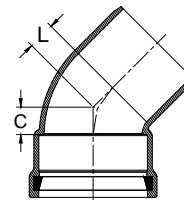
Call for other sizes, configurations, linings & coatings and gasket materials

45° BEND SEWER x SEWER (G x G)



SIZE	PART #	L	WT (approx)
4	282222-040	1.3	10.6
6	282222-060	1.8	19.3

45° BEND SEWER x SEWER (G x S)



SIZE	PART #	C	L	WT (approx)
4	282322-040	1.0	1.2	8.6
6	282322-060	1.6	1.6	17.3

Suggested Specifications:

Ductile Iron Sewer Fittings shall be deep bell, gasketed joint, and air test rated. Gasket grooves shall be machined. Material shall be ductile iron to ASTM A536, Grade 65-45-12 or 80-55-06. Bell depths shall meet the minimum socket depth requirements of ASTM D3034 and ASTM F1336. Wall thickness shall meet the requirements of AWWA C153. Gaskets shall have a minimum cross sectional area of .20 sq. in. and conform to ASTM F477.



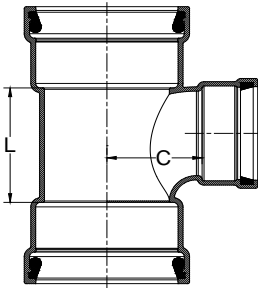
THE HARRINGTON CORPORATION

P.O. BOX 10335 • LYNCHBURG VIRGINIA 24506 • 3721 COHEN PLACE • LYNCHBURG VIRGINIA 24501
PHONE: (434) 845-7094 • FAX: (434) 845-8562 • E-MAIL: sales@harcofittings.com

HARCO DUCTILE IRON SEWER FITTINGS

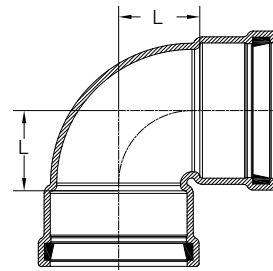
DESIGN DATA

TEE WYE DIOD x SEWER (G x G x G)



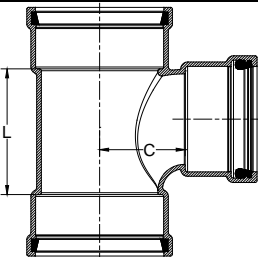
SIZE	PART #	C	L	WT (approx)
8 x 6	280532-0806	6.1	7.9	58.0

90° BEND SEWER x SEWER (G x G)



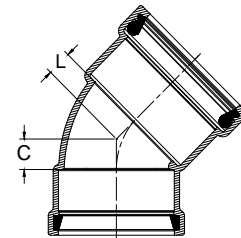
SIZE	PART #	L	WT (approx)
4	282022-040	2.8	12.4
6	282022-060	3.8	23.1

TEE WYE SEWER x DIOD (G x G x G)



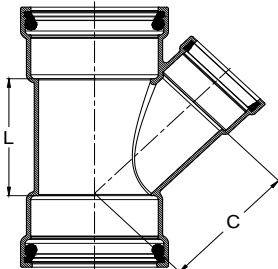
SIZE	PART #	C	L	WT (approx)
8 x 4	280523-0804	5.7	6.5	43.1
8 x 6	280523-0806	5.7	8.4	51.8

45° BEND SEWER x DIOD (G x G)



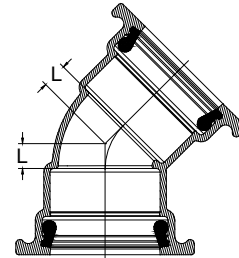
SIZE	PART #	C	L	WT (approx)
6	28-221-0606	1.7	1.4	22.7

WYE DIOD x SEWER (G x G x G)



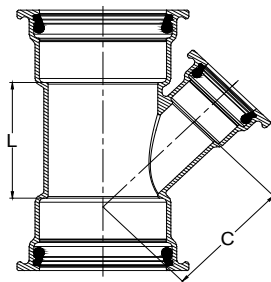
SIZE	PART #	C	L	WT (approx)
8 x 6	280132-0806	10.1	9.1	64.3

45° BEND DIOD x DIOD (G x G)



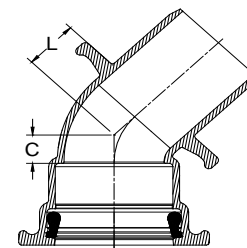
SIZE	PART #	L	WT (approx)
4	282233-040	1.1	16.0
6	282233-060	1.6	26.9

WYE DIOD x DIOD (G x G x G)



SIZE	PART #	C	L	WT (approx)
8 x 4	280133-0804	9.3	8.9	64.5
8 x 6	280133-0806	9.5	11.7	75.7

45° BEND DIOD x DIOD (G x S)



SIZE	PART #	C	L	WT (approx)
4	282333-040	1.3	2.3	15.2
6	282333-060	2.1	2.7	26.6



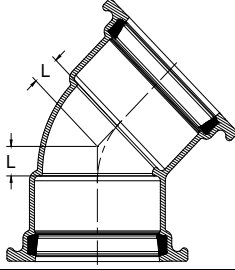
THE HARRINGTON CORPORATION

P.O. BOX 10335 • LYNCHBURG VIRGINIA 24506 • 3721 COHEN PLACE • LYNCHBURG VIRGINIA 24501
 PHONE: (434) 845-7094 • FAX: (434) 845-8562 • E-MAIL: sales@harcofittings.com

HARCO DUCTILE IRON SEWER FITTINGS

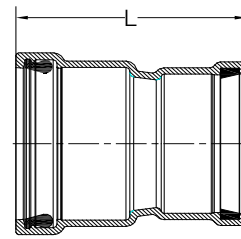
DESIGN DATA

45° BEND DWV x DWV (G x G)



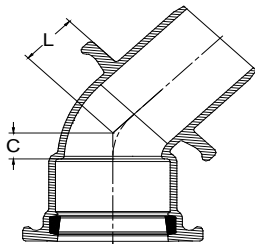
SIZE	PART #	L	WT (approx)
4	80422	1.1	13.3
6	80622	1.5	22.7

ADAPTER DIOD x SEWER (G x G)



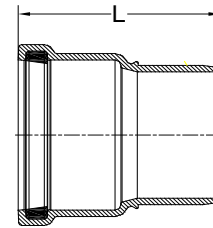
SIZE	PART #	L	WT (approx)
6	2837-060	9.7	20.0
8	2837-080	11.0	31.5
10	2837-100	12.1	51.1
12	2837-120	12.9	67.3

45° BEND DWV x DWV (G x S)



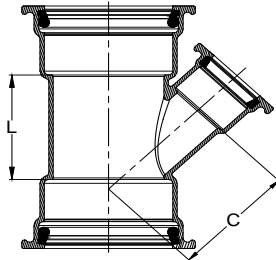
SIZE	PART #	C	L	WT (approx)
4	282311-040	1.2	2.5	14.0

ADAPTER DWV x SEWER (G x S)



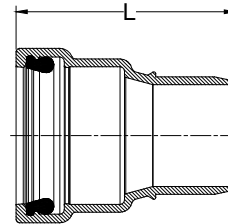
SIZE	PART #	L	WT (approx)
4	2835-040	7.3	8.6
6	2835-060	8.6	15.3

WYE DIOD x DWV (G x G x G)



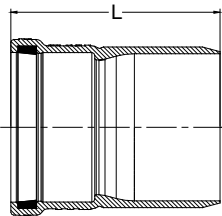
SIZE	PART #	C	L	WT (approx)
8 x 4	280131-0804	9.1	8.5	62.1

ADAPTER DIOD x SEWER (G x S)



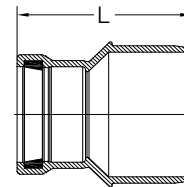
SIZE	PART #	L	WT (approx)
4	2836-040	7.9	10.2
6	2836-060	9.0	17.1

ADAPTER SEWER x DIOD (G x S)



SIZE	PART #	L	WT (approx)
8	2834-080	10.5	26.2
10	2834-100	11.5	39.2
12	2834-120	12.3	54.2

CONCENTRIC INCREASER (G x S)



SIZE	PART #	L	WT (approx)
4 x 6	2816-0406	7.6	10.8



THE HARRINGTON CORPORATION

P.O. BOX 10335 • LYNCHBURG VIRGINIA 24506 • 3721 COHEN PLACE • LYNCHBURG VIRGINIA 24501
 PHONE: (434) 845-7094 • FAX: (434) 845-8562 • E-MAIL: sales@harcofittings.com